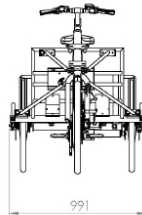
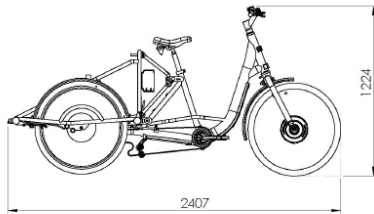



# RYTLE TriLiner 26"

## Type: Front Hub Motor



### Technical Description

Approved as a pedelec 25 (no driving licence, no insurance, no registration required)

Vehicle developed according to DIN 79010 transport and cargo bikes

Loading platform for different box variants: aluminium or waterproof 2-layer technology made of polypropylene and canvas  
Innovative system for a convenient and quick box change

Optional front load carrier for 2 x letter boxes TYPE 1 (47 x 26.7 x 15 cm / 12.5 l) or TYPE 2 (47 x 26.7 x 28 cm / 25 l) with weather protection  
Individual box options on request

Exchangeable batteries with very high safety and long lifetime (LiFePO<sub>4</sub>, approx. 80% residual capacity after 6-8 years of use)

Charging infrastructure with maximum safety

Robust aluminium frame, wide and comfortable entry

Seat post suspension

Turning circle of 3,300 mm

Painting in RAL colours according to customer requirements, special colours on request

### Technical Data

Type	Three-wheel cargo bike	Superstructures	Front carrier with weather protection, standard colours grey and blue Loading platform rear: Aluminium box in three sizes, RAL classic colours according to customer requirements Softbox in standard colours grey and blue Further colours on request
Weight	Tare weight approx. 80 kg cargo bike without boxes	Bell	Flexi Bell
Load	Rear: up to 90 kg depending on box variant Front: 30 kg	Frame	Aluminium alloy
Dimensions	Approx. 2,400 x 974 x 1,250 mm (L/W/H), absolute height depending on box variant	Chain	Reinforced
Drive	Heinzmann front wheel hub motor Cargo RN111 Nominal Power: 250 W, peak-Power: 1,350 W Torque: maximum 113 Nm 5 selectable electrical assistance levels Starting aid up to 6 kph adjustable via twist grip Control element display optional	Crankset	Aluminium, 36 teeth 160 mm cranks
Speed max	Electrical assistance up to 25 kph	Lighting	LED-headlight Supernova V521s (235 lm) LED-rear light Supernova M99 incl. brake light Reflectors front and rear Reflector 2 x per wheel
Battery	1 x exchangeable battery AES eBike Classic 1 x optional spare battery Nominal Voltage 36V, nominal capacity 19 Ah LiFePO <sub>4</sub> , CE / UL certified 90% rest capacity > 1,600 charging cycles 80% rest capacity > 2,500 charging cycles	Brakes	3 x Magura Big hydraulic disc brakes 2 x Shimano mechanical V-Brake parking brakes
Charger	AES 3A max., 100-240 V AC Ladedauer bei 19 Ah ca. 8,5 Stunden On request: Charging modules (4 batteries) Charging cabinets (12 batteries)	Wheels	Rims: 26" RYDE Andra40 Spokes: SAPIM E-Strong, nipple glued Tyres: 26" x 1.75 SCHWALBE Marathon Plus Tyre pressure: 2.6 - 2.8 bar (41 psi)
Range	Up to 50 km (depending on environmental conditions, load and electrical assistance)	Handlebars	Ergonomic handlebars, ergonomic grips Twist grip as starting aid up to 6 kph Handlebar stem 1,5" (40°, 100 mm, angled) Headset 1,5" Ahead
Theft Protection	On request	Saddle	Selle Royal Torx unisex Premium Parallogram spring seat post